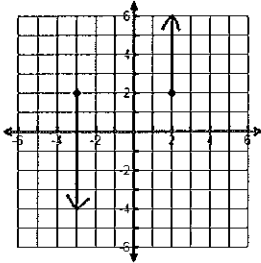


Domain and Range Worksheet #1

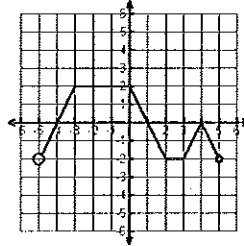
Name: _____

State the domain and range for each graph and then tell if the graph is a function (write yes or no).
If the graph is a function, state whether it is discrete, continuous or neither.

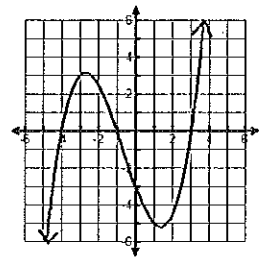
1) Domain _____
Range _____
Function? _____



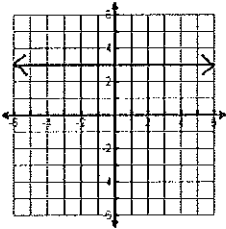
2) Domain _____
Range _____
Function? _____



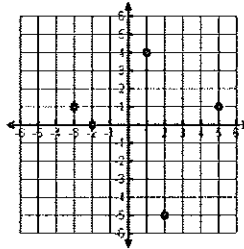
3) Domain _____
Range _____
Function? _____



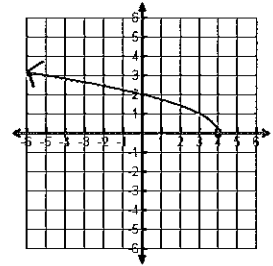
4) Domain _____
Range _____
Function? _____



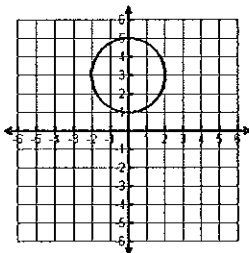
5) Domain _____
Range _____
Function? _____



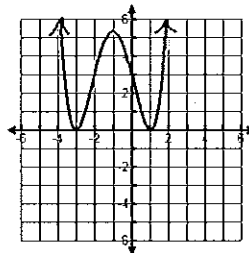
6) Domain _____
Range _____
Function? _____



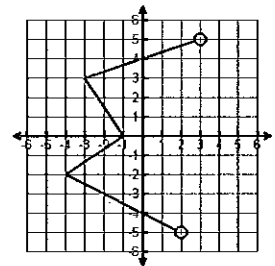
7) Domain _____
Range _____
Function? _____



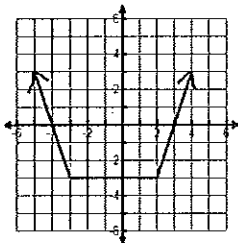
8) Domain _____
Range _____
Function? _____



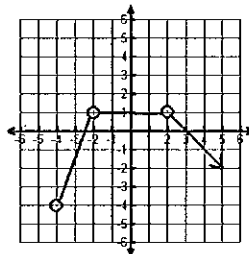
9) Domain _____
Range _____
Function? _____



10) Domain _____
Range _____
Function? _____



11) Domain _____
Range _____
Function? _____



12) Domain _____
Range _____
Function? _____

