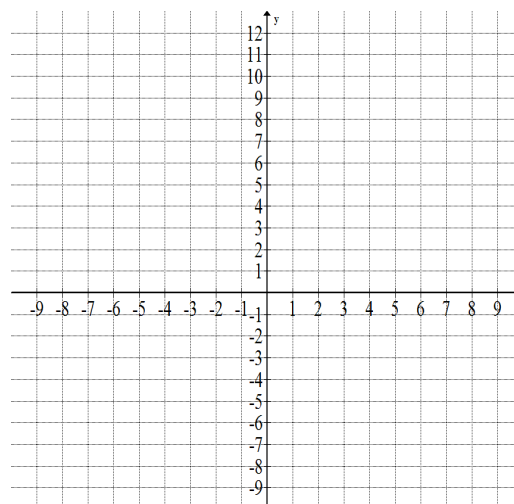


I. Find the x- and y-intercepts of:

A. $y = 2.25(x - 3)^2 - 9$

<u>x-intercept</u>	<u>y-intercept</u>

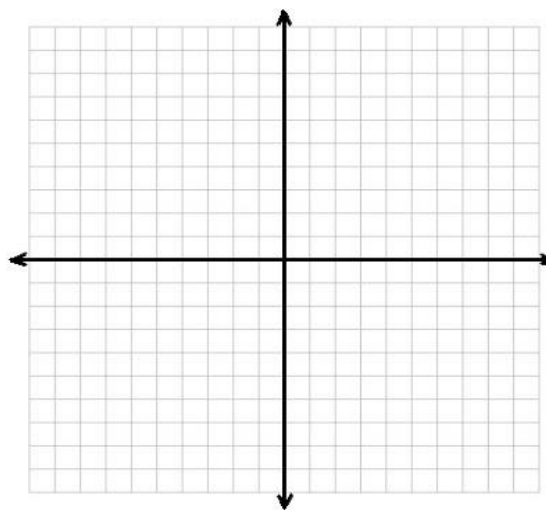
Vertex = _____



B. $y = (x - 1)^3 + 8$

<u>x-intercept</u>	<u>y-intercept</u>

Inflection Point = _____

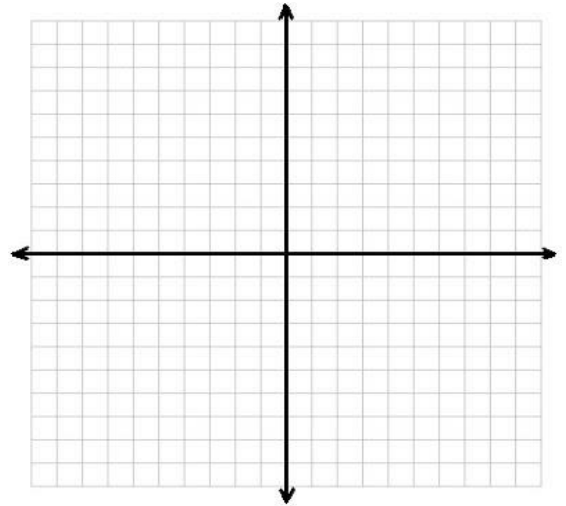


C. $y = 1.2\sqrt{x + 9} - 3$

x-intercept

y-intercept

Locator Point = _____



D. $x = -\frac{1}{3}(y + 6)^2 + 3$

x-intercept

y-intercept

Vertex = _____

