

Student Name: \_\_\_\_\_

## Geometrical Patterns with Scratch

---

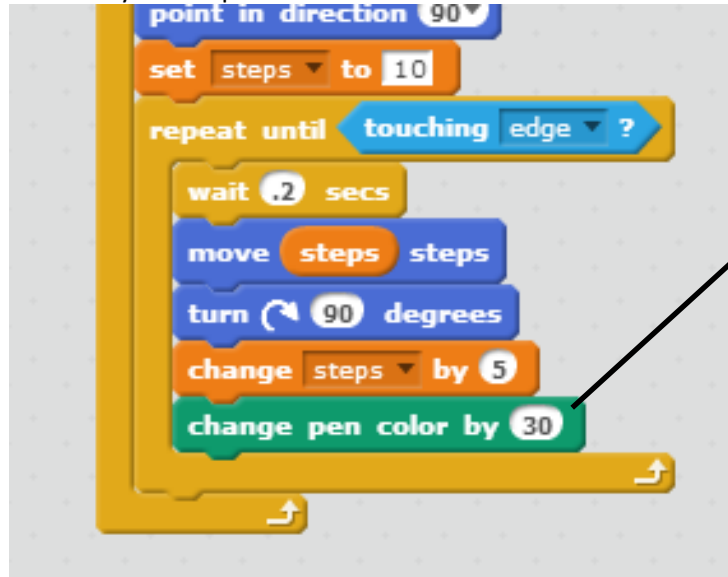
1. Open a new Scratch project
2. Delete the Cat Sprite
3. Click on the Stage and fill it with a solid color of your choice (black looks great)
4. Add a new Sprite from the library of Sprites
5. Make sure you are clicked on this Sprite
6. Click on Data, Make a Variable, Name it Steps, apply it to all Sprites and then click OK
7. Add the following script to this Sprite:



8. Run the Script by clicking on the Green Flag.  
**What shape did you just create?** \_\_\_\_\_

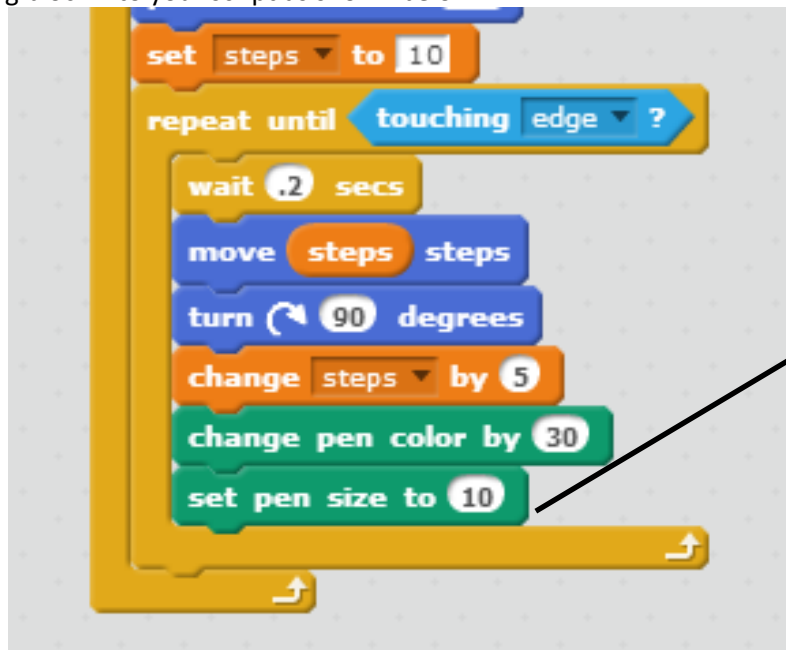
## Let's change the pen and see what happens.

9. Insert the following block into your script as shown below:




10. Run the script and see what happens.

11. Insert the following block into your script as shown below:



12. Run the script and see what happens.

## Let's make some geometrical changes and see what happens:

13. Click in the turn  90 degrees and **change it to 45 degrees**. Run the Script by clicking on the Green Flag. Hit the Stop button when done. **What shape does this create?**

\_\_\_\_\_

14. **Now change it to 60 degrees**. Run the Script by clicking on the Green Flag. Hit the Stop button when done. **What shape does this create?** \_\_\_\_\_

15. **Now change it to 70 degrees.** Run the Script by clicking on the Green Flag. Hit the Stop button when done.  
**What shape does this create?** \_\_\_\_\_
16. **Now change it to 80 degrees.** Run the Script by clicking on the Green Flag. Hit the Stop button when done.  
**What shape does this create?** \_\_\_\_\_
17. **Now change it to 120 degrees.** Run the Script by clicking on the Green Flag. Hit the Stop button when done.  
**What shape does this create?** \_\_\_\_\_
18. **Now change it to 190 degrees.** Run the Script by clicking on the Green Flag. Hit the Stop button when done.  
**What shape does this create?** \_\_\_\_\_
19. **Now change it to 200 degrees.** Run the Script by clicking on the Green Flag. Hit the Stop button when done.  
**What shape does this create?** \_\_\_\_\_
20. **Now change it to 210 degrees.** Run the Script by clicking on the Green Flag. Hit the Stop button when done.  
**What shape does this create?** \_\_\_\_\_

### **Extended Thinking**

21. Experiment with the blocks to **create a circle**. What block(s) did you change? Please list the exact block change(s) below: